


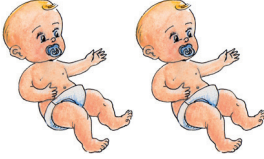









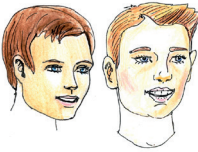












• Souligne les noms au pluriel, entoure l'article qui est devant, ainsi que la marque du pluriel des noms. Puis complète en écrivant les noms manquants au singulier ou au pluriel :

 <p>des roses</p>  <p>une</p>	 <p>un bébé</p>  <p>des</p>	 <p>la dent</p>  <p>les</p>	 <p>des timbres</p>  <p>un</p>
 <p>les triangles</p>  <p>un</p>	 <p>un violon</p>  <p>des</p>	 <p>une tête</p>  <p>des</p>	 <p>le wagon</p>  <p>des</p>
 <p>une lampe</p>  <p>des</p>	 <p>les crayons</p>  <p>un</p>	 <p>des cartables</p>  <p>un</p>	 <p>la marmotte</p>  <p>les</p>