







1 3 5 2




3 10 1 2




3 4 2 1







6 3 5 2










4 2 3 5






4 1 2 6








1 4 3 2











1 4 2 3




4 1 2 6











Dénombrer des collections d'objets (de 1 à 5) et associer cette quantité à la représentation écrite (en chiffres) correspondante




**Numération**

- Dénombrer de 1 à 10
- Ecriture chiffrée

Attrap'Moi !

Utilisation des cartes auto-correctives :

- Chaque carte comporte quatre réponses.
- L'élève pince la réponse qu'il pense correcte.
- L'élève retourne la carte en gardant sa réponse pincée.
- Si les doigts pincent le fil du cerf-volant, c'est la bonne réponse !
- Si les doigts ne pincent pas le fil du cerf-volant, la réponse est incorrecte.